




<b>CRAFT NAME</b>	Picture Frames
<b>EQUIPMENT &amp; QUANTITY</b>  	<u>Per Teenager:</u> Photo frame Wrapping paper Glue Paint brushes Flattish containers for the glue Scissors Examples 
<b>CRAFT METHOD</b>	
<ul style="list-style-type: none"> <li>● Write out Scripture Text of choice (have options available, including in examples) and design paper – to go in picture frame at the end</li> <li>● Cut/ rip strips of the wrapping paper.</li> <li>● Put glue on photoframe and then stick them onto the desired shape. Keep layering them on until you can no longer see the original colour of the shape, it is just covered in the wrapping paper.</li> <li>● The more layered it is the better.</li> <li>● Once the whole thing is covered let it dry.</li> </ul> <p>(This would be a good time to do English activity)</p> <ul style="list-style-type: none"> <li>● Repaint over the whole thing with glue and then leave to dry. The photoframe should now look shiny.</li> <li>● Again make sure that all the paintbrushes get washed straight away to protect them from the glue</li> </ul>	

<p>ENGLISH LANGUAGE ACTIVITY</p>	<p>English Activity – What Am I?</p> <p>Aim: To broaden students knowledge of general craft vocabulary</p> <p>What am I?</p> <p>This is a version of the name game where people have to ask the group questions to guess who they have written on a post-it on their head. You do this activity with the vocabulary you are teaching instead.</p> <p>If you are working with mostly beginners it will be important to introduce the list of words you are working with BEFORE you even start the game and make sure they understand what each word means. Also you might want to give them some example questions they could ask/read...</p> <p>If with more advanced don't make it too easy, use more difficult words and don't give them the list of words first but be clear that the words are linked to today's craft/craft in general.</p> <p>Examples of words you might want to use for this activity are below but you may want to change this game to include any craft vocabulary you think they'd like to learn.</p> <p>Photograph Frame Glue Felt-tips Paint Card Scripture Words Verse</p>
<p>Other Information</p>	<p>This may work best in small groups.</p>